




The Coldest Chip in the World

Low temperature record published in APL as an Editor's pick, with Scilight! Image: A Coulomb blockade thermometer on a nuclear demagnetization stage.

Thermometry: From RT to μK

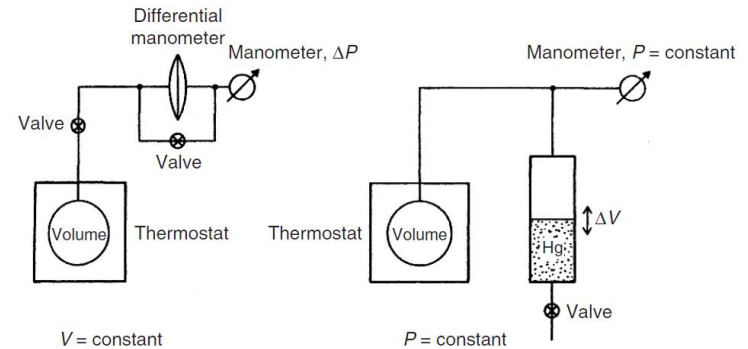


Overview

- Ideal gas thermometer / vapour pressure thermometer
- Platinum thermometer / Doped Ge thermometer
- Oxide compounds: Cernox / RuO₂
- Fixed point device
- CMN thermometer
- Noise thermometer
- GaAs quantum dot (fermi distribution)
- CBT
- NIS junction as a thermometer

Gas therm. / Helium vapor pressure

- Gas thermometry
 - Ideal gas law: $pV=nRT$ (primary thermometer)
 - Operation at constant p / V
- Problems
 - Corrections non-ideal gas
 - Corrections dead volumes (valves, tubes, manometers), need to be small, constant
 - Changes in volumes (thermal, elastic)
 - Absorption, desorption surfaces



⇒ Measurements tedious, mostly used national laboratories for calibration purposes (other versions exist, e.g. sound velocity or dielectric constant)

⁴He vapour pressure values

- Vapour pressure thermometer (H_2 , Ne, N_2 , O_2 , and He from 0.5K – 5K)
 - Used as secondary thermometer
 - Problem: Low therm. cond. of liquids (3He) leads to temperature gradients
 - 4He : superfluid => no temperature gradients, but creeping up walls can cause problems

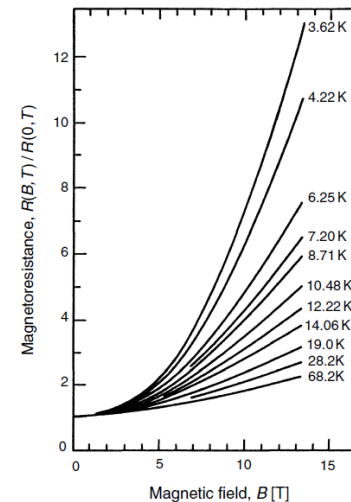
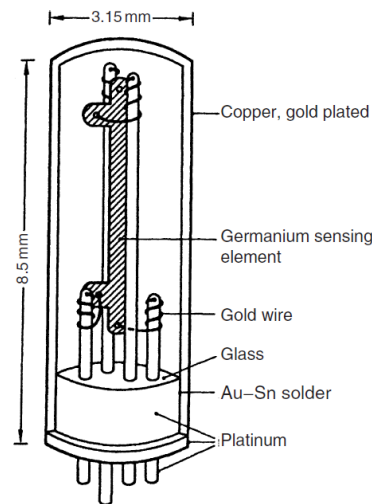
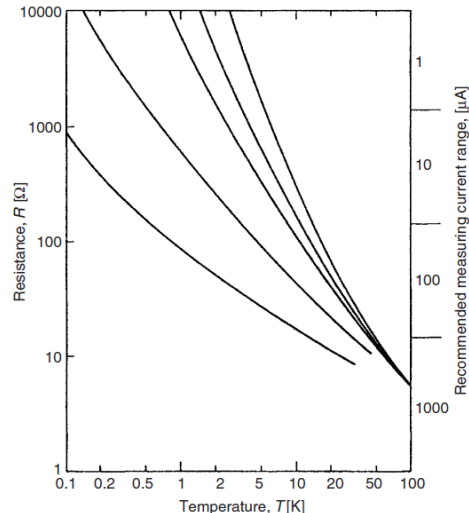
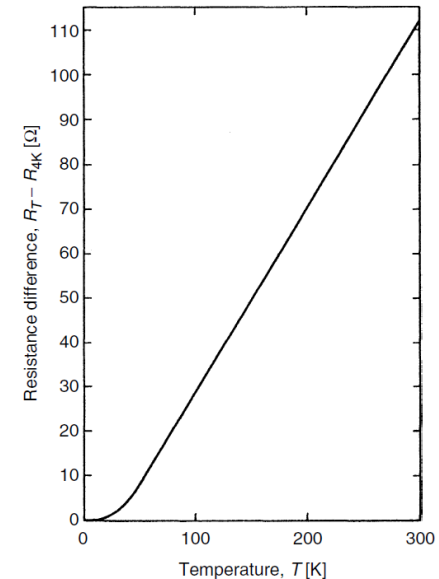
Table 11.4. Helium-4 vapour pressure (kPa) according to ITS-90 [11.4,11.5]

T [K]	0.00	0.01	0.02	0.03	0.04	0.05	0.06	0.07	0.08	0.09
1.2	0.082	0.087	0.093	0.100	0.107	0.115	0.123	0.131	0.139	0.148
1.3	0.158	0.168	0.178	0.189	0.201	0.213	0.226	0.239	0.252	0.267
1.4	0.282	0.298	0.314	0.331	0.348	0.367	0.387	0.407	0.428	0.449
1.5	0.472	0.495	0.519	0.544	0.570	0.597	0.625	0.654	0.684	0.715
1.6	0.747	0.780	0.811	0.849	0.885	0.922	0.961	1.001	1.042	1.084
1.7	1.128	1.173	1.219	1.266	1.315	1.365	1.417	1.470	1.525	1.581
1.8	1.638	1.697	1.758	1.820	1.883	1.948	2.015	2.084	2.154	2.226
1.9	2.299	2.374	2.451	2.530	2.610	2.692	2.776	2.862	2.949	3.039
2.0	3.130	3.223	3.317	3.414	3.512	3.613	3.715	3.818	3.925	4.032
2.1	4.111	4.253	4.396	4.541	4.597	4.716	4.836	4.958	5.082	5.207
2.2	5.335	5.465	5.597	5.731	5.867	6.005	6.146	6.288	6.433	6.580
2.3	6.730	6.882	7.036	7.192	7.351	7.512	7.675	7.841	8.009	8.180
2.4	8.354	8.529	8.708	8.889	9.072	9.258	9.447	9.638	9.832	10.03
2.5	10.23	10.43	10.64	10.84	11.05	11.27	11.48	11.70	11.92	12.15
2.6	12.37	12.60	12.84	13.07	13.31	13.55	13.80	14.05	14.30	14.55
2.7	14.81	15.07	15.33	15.60	15.87	16.14	16.42	16.70	16.98	17.26
2.8	17.55	17.84	18.14	18.44	18.74	19.05	19.36	19.67	19.98	20.30
2.9	20.63	20.95	21.28	21.61	21.95	22.29	22.64	22.98	23.33	23.69
3.0	24.05	24.41	24.77	25.14	25.52	25.89	26.27	26.66	27.05	27.44
3.1	27.84	28.24	28.64	29.05	29.46	29.87	30.29	30.72	31.14	31.58
3.2	32.01	32.45	32.89	33.34	33.79	34.25	34.71	35.17	35.64	36.11
3.3	36.59	37.07	37.56	38.05	38.54	39.04	39.54	40.05	40.56	41.08
3.4	41.60	42.12	42.65	43.18	43.72	44.26	44.81	45.36	45.92	46.48
3.5	47.05	47.62	48.19	48.77	49.35	49.94	50.54	51.13	51.74	52.35
3.6	52.96	53.57	54.20	54.82	55.46	56.09	56.73	57.38	58.03	58.69
3.7	59.35	60.02	60.69	61.37	62.05	62.73	63.43	64.12	64.83	65.53
3.8	66.25	66.96	67.69	68.41	69.15	69.89	70.63	71.38	72.14	72.90
3.9	73.66	74.43	75.21	75.99	76.78	77.57	78.37	79.17	79.98	80.80
4.0	81.62	82.44	83.27	84.11	84.95	85.80	86.66	87.52	88.38	89.26
4.1	90.13	91.02	91.91	92.80	93.70	94.61	95.52	96.44	97.37	98.30
4.2	99.23	100.18	101.13	102.08	103.04	104.01	104.98	105.96	106.95	107.94
4.3	108.94	109.94	110.95	111.97	113.00	114.03	115.06	116.11	117.15	118.21
4.4	119.27	120.34	121.42	122.50	123.51	124.68	125.79	126.89	128.01	129.13
4.5	130.26	131.40	132.54	133.69	134.84	136.01	137.18	138.36	139.54	140.73
4.6	141.93	143.13	144.35	145.57	146.79	148.03	149.27	150.52	151.77	153.04
4.7	154.31	155.58	156.87	158.16	159.46	160.77	162.09	163.41	164.74	166.08
4.8	167.42	168.78	170.14	171.51	172.89	174.27	175.66	177.07	178.47	179.89
4.9	181.32	182.75	184.19	185.64	187.10	188.56	190.04	191.52	193.01	194.51
5.0	196.08	197.53	199.06	200.59	202.13	203.68	205.24	206.81	208.39	209.97

Platinum thermometer & Doped Ge

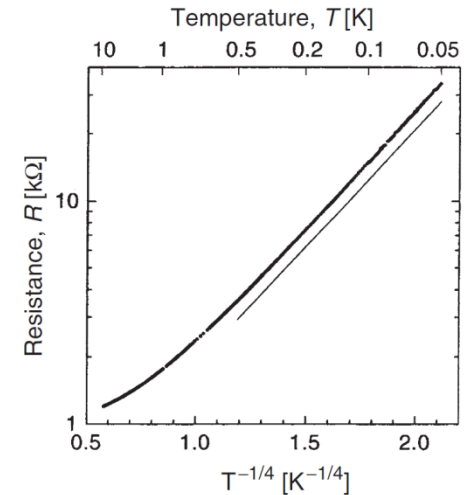
- Platinum
 - Chemically resistant
 - Can be obtained in high purity
 - Ductile => can make thin wires
 - Reasonably large temperature coeff.
 - R linear in T down to 50K
- Doped Germanium (semiconductor thermometer)
 - $R(T) = \alpha * \exp\left(\frac{\Delta E}{2k_B T}\right)$
 - Does not agree well in reality, need empirical formulas
 - Resistance very high at low-T, can be used from 50mK-40K
 - Good stability, ca 1mK at 4K
 - Strong, orientation dependent magnetoresistance

Platinum PT100 resistor

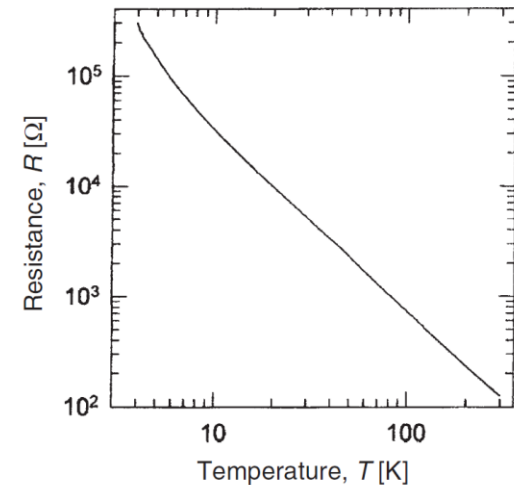


Oxide compounds: Cernox & RuO₂

- Thick film RuO₂ resistor
 - Metal ceramic composites
 - Conductive RuO₂ and Bi₂RuO₂ embedded in lead silicate glass
 - Deposit on Al, heat above its glass point
 - Reproducible characteristics
 - Weak magnetoresistance
 - Small size / mass
 - Resistance fitted with empirical equation
 - Conduction through variable range hopping in 3D
 - In limited T-range the resistance can be described by $R = R_0 \exp\left(\frac{T_0}{T}\right)^{0.25}$

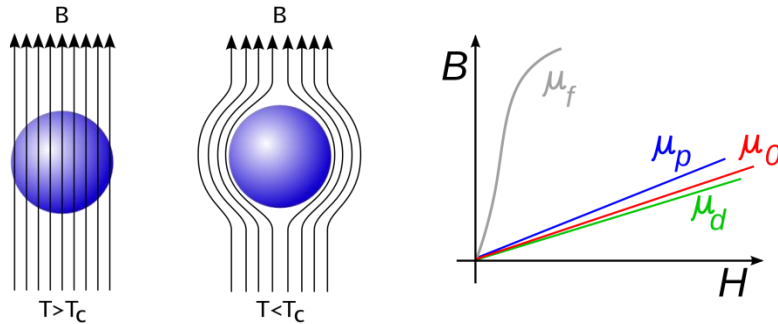


- Thin film ceramic zirconium oxynitrate (CERNOX) resistors
 - Sputtering of zirconium onto 0.3mm thick sapphire substrate => 0.3μm film
 - Sputtering in atmosphere containing Ar, N₂, O₂
 - Resistance from metallic to insulating with increasing O₂ content: incorporation into ZrN lattice enlarges spacing
 - Robust, small, fast, insensitive to B-field, 0.1K to above RT



Fixed point device

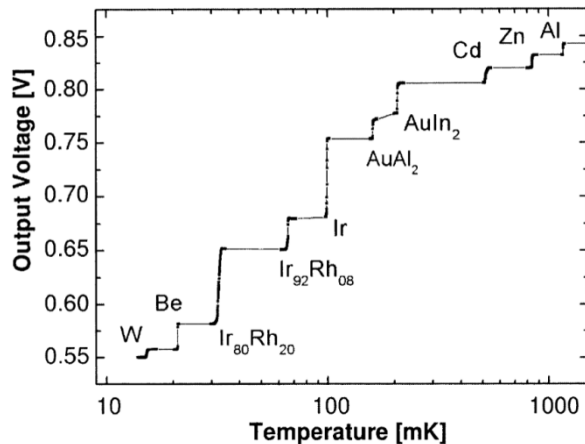
- Use known superconducting transition temperatures (sensitive to ext. fields, needs shielding)
- How to measure?
 - Resistance drop (invasive, heating when coming from high temperature)
 - Measure inductance (supercond. \leftrightarrow diamagnet, Meissner effect)



Element	T_c (K)
Nb	9.3
Pb	7.2
In	3.415
Al	1.18
Cd	0.52
AuIn ₂	0.204
AuAl ₂	0.16
Ir _{0.8} Ru _{0.2}	0.1
Be	0.0227
W	0.0155

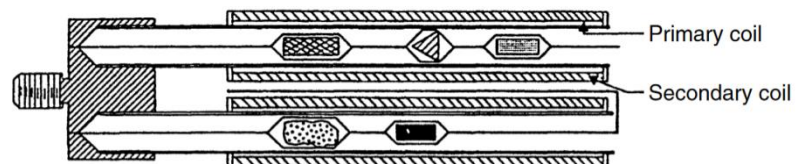
Data from Pobell

- Inductance of a coil: $L = \frac{\mu_0 \mu_r N^2 A}{l}$



SRD 1000 (see Pobell)

Commercial fixed point device
(mutual inductance measurement)



SRM 768 (see Pobell)

CMN (cerium magnesium nitrate)

- CMN: paramagnetic salt
- ferromagn. ordering $T_C = 1 - 2$ mK
- para phase \rightarrow Curie-Weiss law:

$$\text{Susceptibility } \chi_m(T) = \frac{C}{T - \Delta}$$

- Δ : Weiss constant (depends on exp. details: sample shape, crystal symmetry of the salt)
- C : Curie constant

amount of salt used

$$C = N_0 J(J + 1) \mu_0 \mu_B^2 g^2 / 3k_B$$

N_0 : number of moles

μ_B : Bohr magneton 59 $\mu\text{eV/T}$

J : Total angular momentum quantum number

k_B : Boltzmann constant

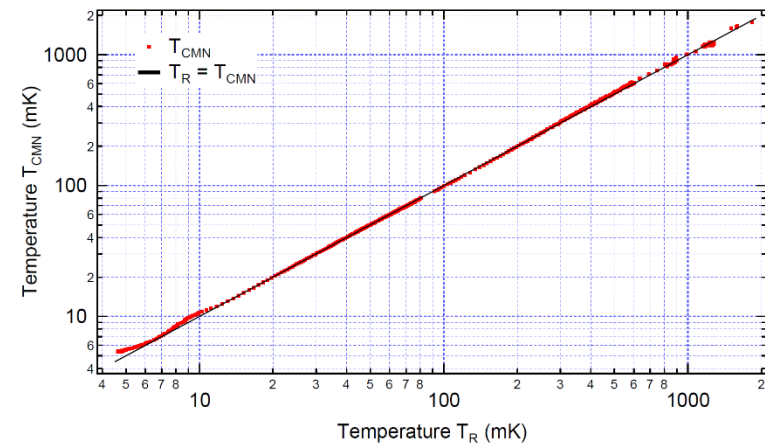
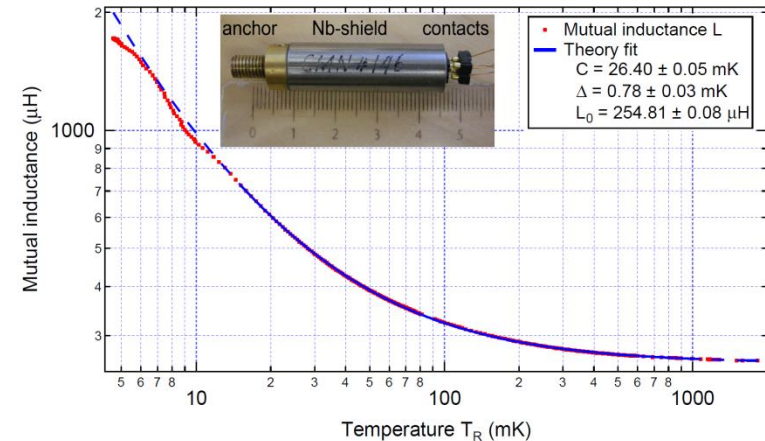
μ_0 : Vacuum permeability

- Susceptibility via mutual inductance (pair of concentric coils)
alternating current $I(\omega)$ on prim. coil
oscillating field $B(t) = (1 + \chi_m)B_0(t)$
 $B_0(t)$: field without salt or high-T limit

- Lenz rule \rightarrow voltage in second. Coil

$$U_{ind} = -L \frac{dI}{dt} = - \left(1 + \frac{C}{T - \Delta} \right) * \frac{\mu_0 N_P N_S A}{l} * \frac{dI}{dt}$$

- Nb shield ($B_C \sim 80\text{mT}$) to suppress external B-fields



$$I(\omega) = I_0 * \sin(\omega t)$$

N_P, N_S : windings prim./second. Coil

A : cross section

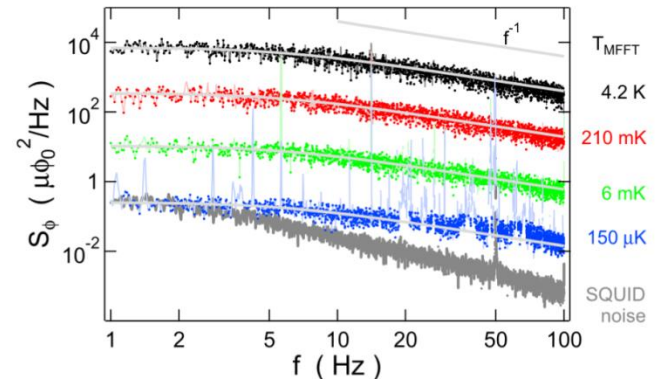
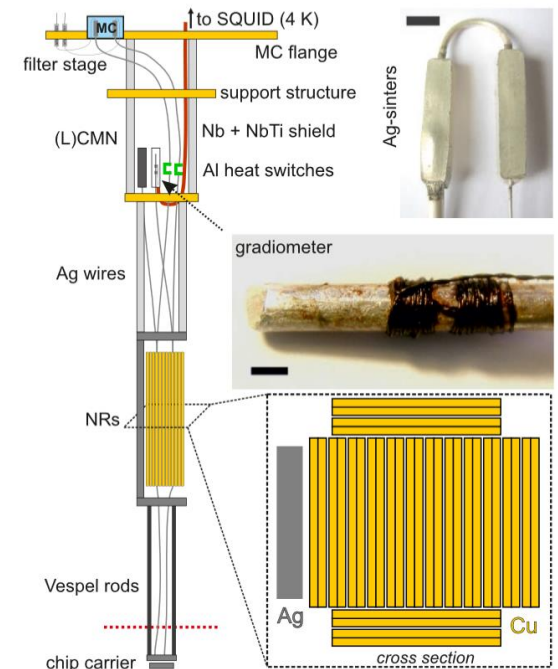
l : length of coil

Noise thermometry (MFFT)

- MFFT: magnetic field fluctuation thermometer
- Many thermometer suffer from self heating, susceptible to heat leaks → saturation at low-T
- Brownian motion of electrons in high purity 5N Ag wire
 - current noise (Johnson Nyquist noise)
 - $S_I = 4k_B T/R$
- Varying currents → varying magnetic fields
 - readout via supercond. pickup coil (gradiometer)
 - non-inductive winding (not sensitive to global ext. magn. fields, but to local current noise)
 - Nb, NbTi shields to suppress ext. fields

- Small signal → sensitive readout: SQUID amplifier (no bias applied)

- Power spectral density of magnetic flux noise:
 - Low frequency: $S_\phi(0, T) = 4k_B T \sigma G \mu_0^2 r^3 / 2\pi$
 - Higher frequency (skin effect): $S_\phi(f, T) = \frac{S_\phi(0, T)}{\sqrt{1 + \left(\frac{f}{f_c}\right)^2}}$



M. Palma et al., Rev. Sci. Instr. **88**, 043902 (2017)

Quantum dot thermometry

Lifetime broadened \rightarrow Lorentzian

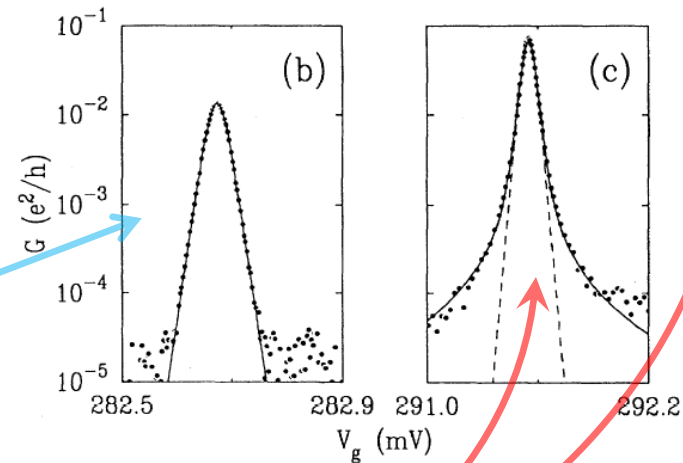
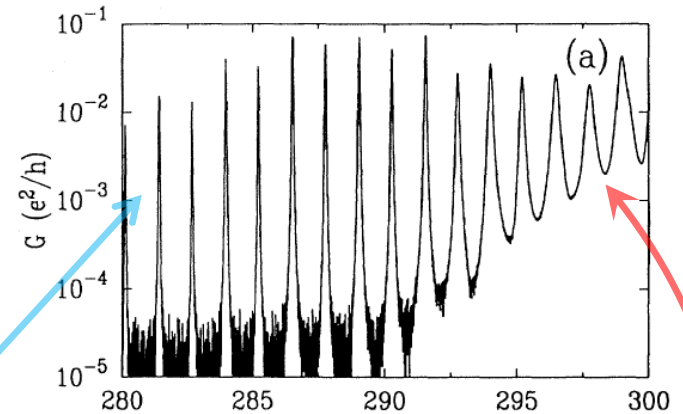
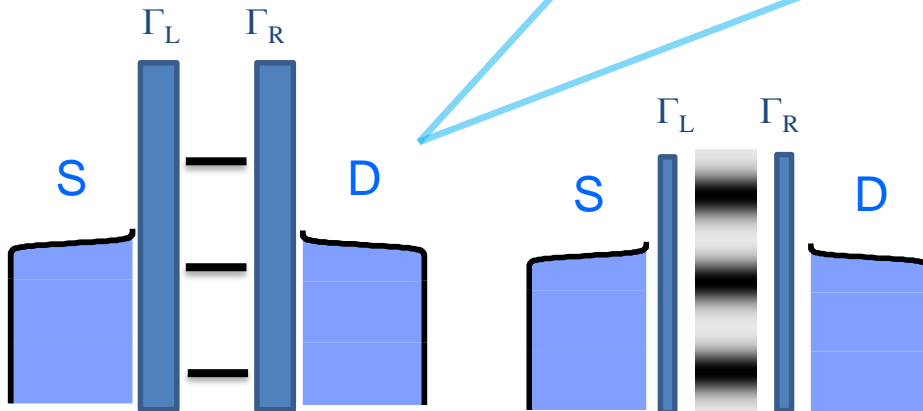
- QD at large $\Gamma \gg kT/h$
- Resonances („particles“) in particle physics
- Lorentzian = FFT of exp. decay

$$G = \frac{2e^2}{h} \frac{\Gamma_s \Gamma_d}{\Gamma_s + \Gamma_d} \left(\frac{\Gamma_t}{\left(\frac{\Gamma_t}{2}\right)^2 + \left(\frac{e\alpha_g V_g}{h}\right)^2} \right)$$

T broadened \rightarrow cosh₂

- Derivative of FD

$$G = \frac{2e^2}{h} \frac{\Gamma_s \Gamma_d}{\Gamma_s + \Gamma_d} \frac{h}{4k_B T} \cosh^{-2} \left(\frac{e\alpha_g V_g}{2k_B T} \right)$$



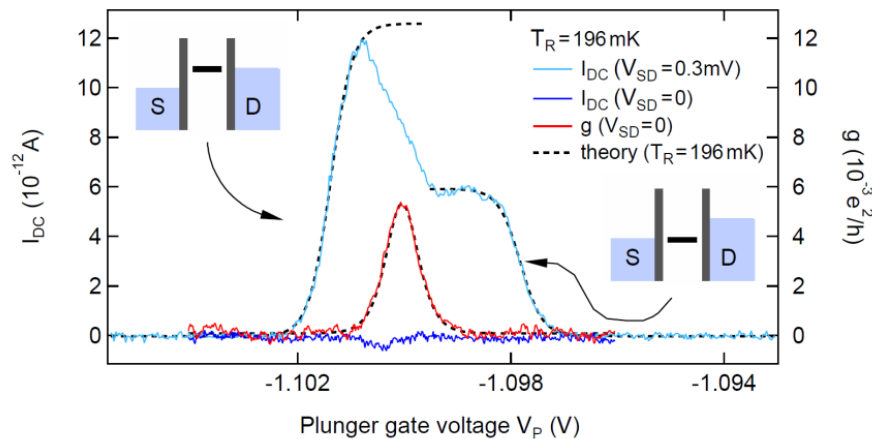
T-broadened Lifetime broadened

Foxman et al., PRB **47**, 10020 (1993)

Quantum dot thermometry

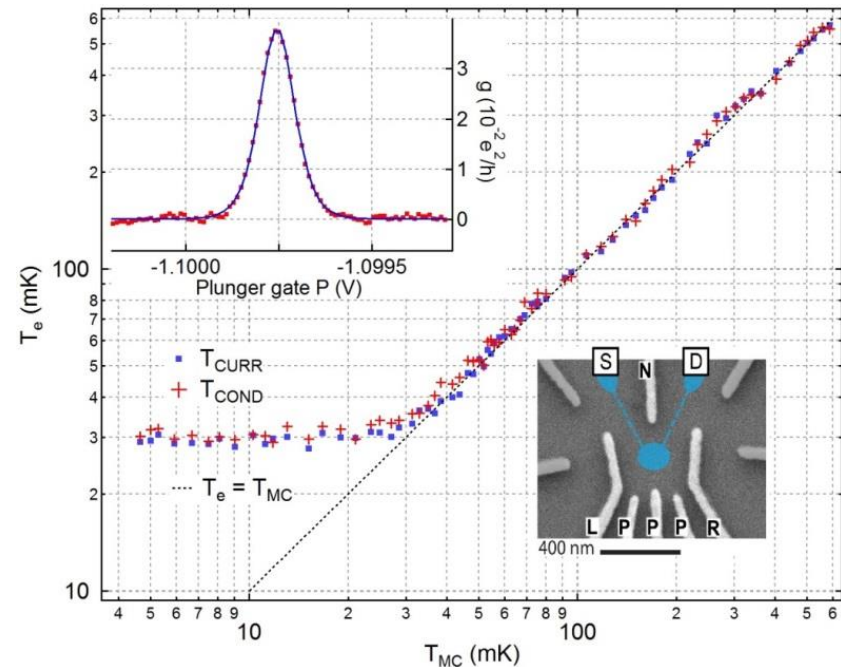
Energy profile in the leads?

- $T=0$ electrons up to E_F
- Current $I(E) \sim \text{DOS}(E) * f(E)$
- $\text{DOS}_{2D} = \text{const}$
 $\Rightarrow I(E) \sim f(E); f(E) = 1/(1+\exp(E/kT))$
- Requirement: $dE \ll kT$ i.e. $\Gamma_L, \Gamma_R \ll kT/\hbar$

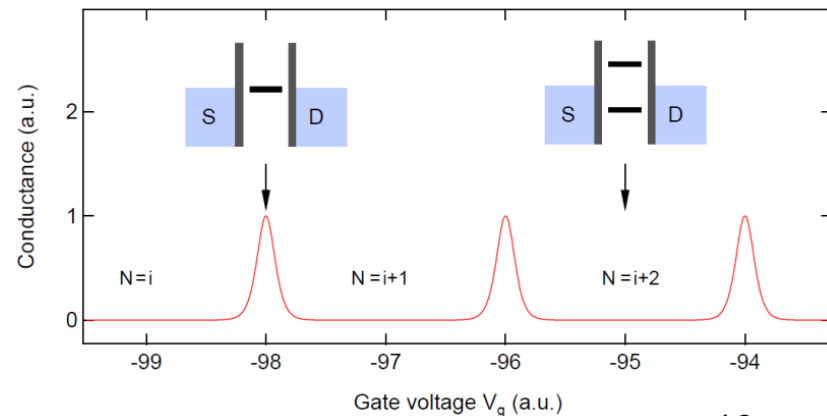


QD as a thermometer

- Width of FD, convert using known leverarm (DC-bias)
- Individual FD-fits for S/D \Rightarrow S/D temperatures
- Similar for diff. cond. \Rightarrow folding of S/D temp.

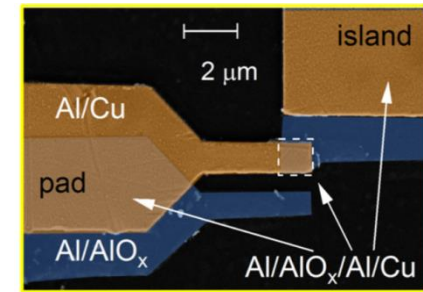
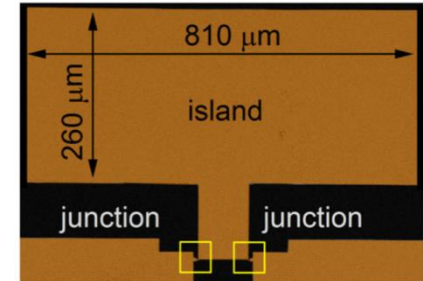
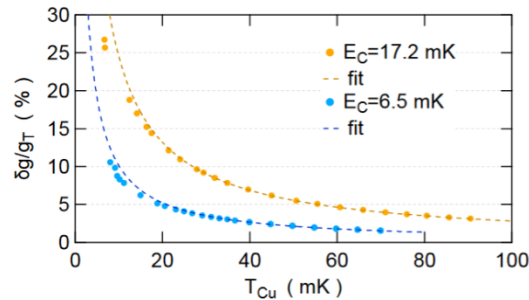
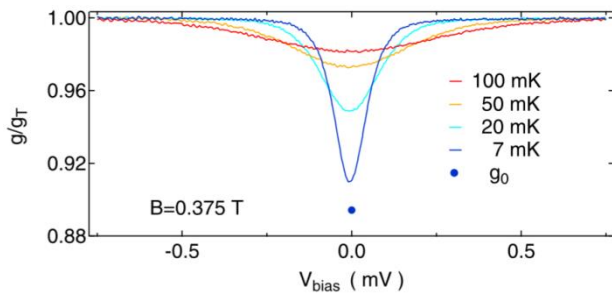


C.P. Scheller et al., APL **104**, 211106 (2014)

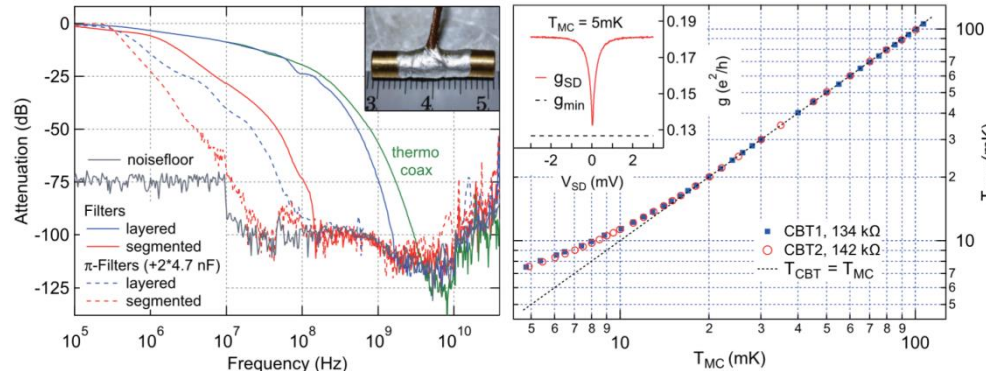


Coulomb blockade thermometry (CBT)

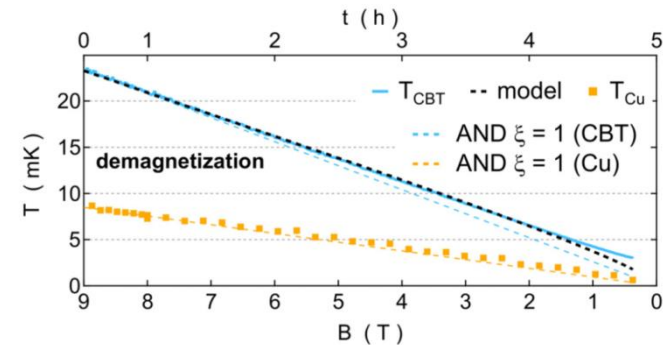
- CBT: Array of (small) tunnel junctions (shadow mask evaporation)
- QD: $E_C \gg k_B T$ CBT: $E_C \ll k_B T$
- Zero bias dip of FWHM: $V_{FWHM} = 5.439 \frac{Nk_B T}{e}$
- Overheating at finite bias => use zero bias dip (secondary mode → precalibration: $\frac{\Delta G}{G_T} = \frac{1}{6} u_N - \frac{1}{60} u_N^2 + \frac{1}{630} u_N^3$, $u_N = E_C/k_B T$)



- Filtering & thermalization in order to reach low T
- Thermocoax: 100 dB @ 3 GHz (\Leftrightarrow 0.14 K)
- Microwave filter: 100 dB @ 150 MHz (\Leftrightarrow 7 mK)
- 7.5mK CBT temperature in standard fridge



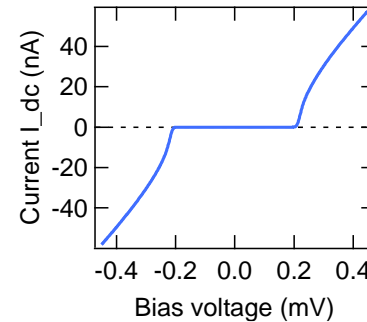
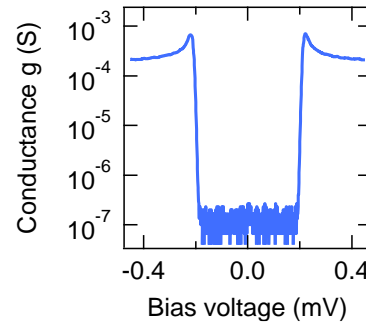
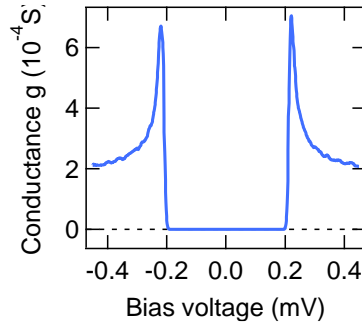
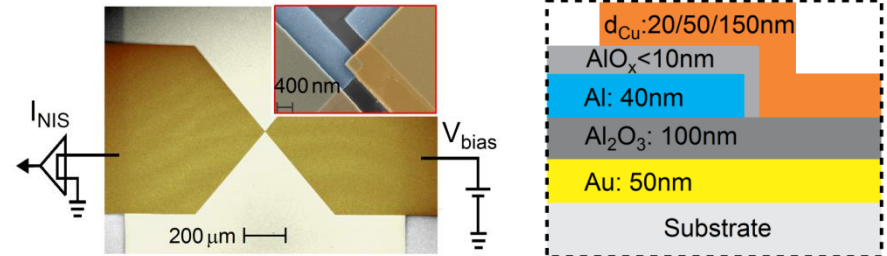
2.8mK (1.8mK) CBT temperature after AND



C.P. Scheller, M. Palma et al., APL 111, 253105 (2017)

NIS thermometry

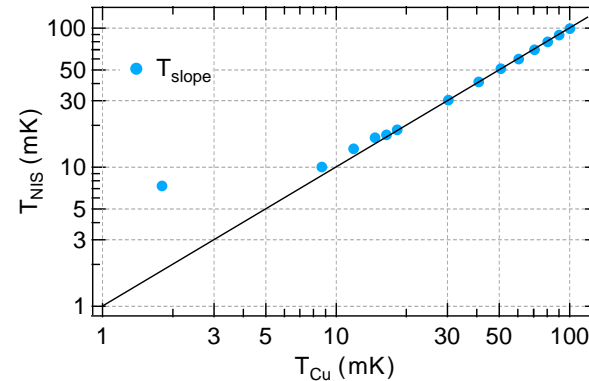
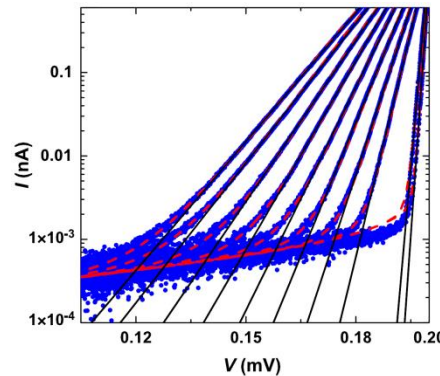
- Resistive junction (4 – 10 kΩ) => negligible higher order processes (Andreev reflection)
- Excellent filtering/shielding/thermalization => photon assisted tunnelling (PAT) negligible
- Hard gap:** $R_{gap}/R_{normal} > 1000$, small dynes parameter $\gamma = (2-8) \cdot 10^{-5}$



- Exponentially suppressed quasiparticle current => primary NIS junction thermometry

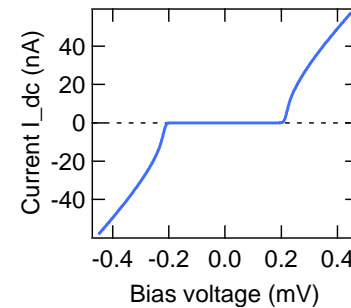
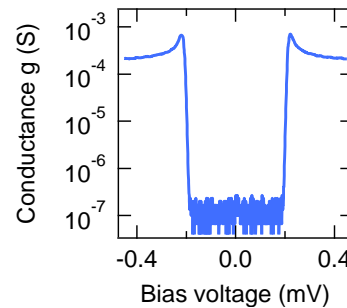
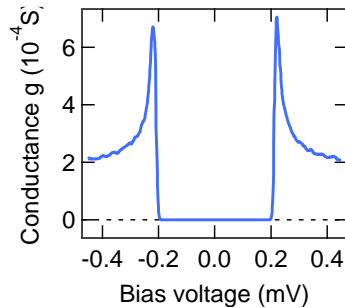
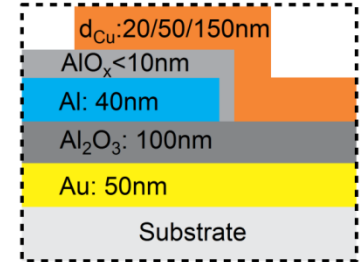

$$I = I_0 e^{\frac{V-V_\Delta}{k_B T}}$$

$$T = \frac{e}{k_B} \frac{dV}{d \ln(I)}$$


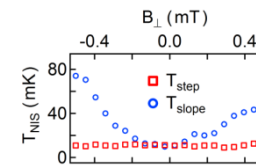
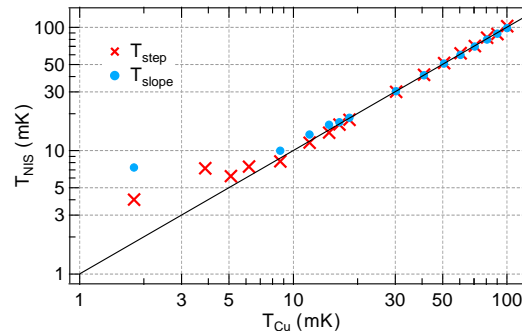
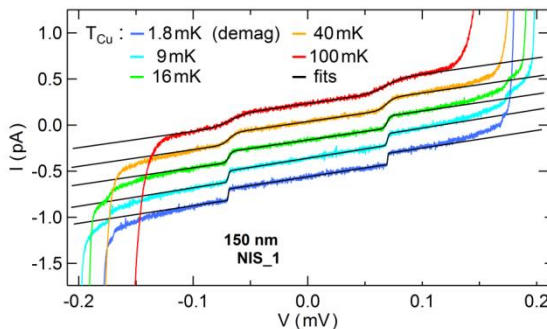


NIS subgap-state thermometry

- Resistive junction (4 – 10 kW) => negligible higher order processes (Andreev reflection)
- Excellent filtering/shielding/thermalization => photon assisted tunnelling (PAT) negligible
- Hard gap:** $R_{gap}/R_{normal} > 1000$, small dynes parameter $\gamma = (2-8) \cdot 10^{-5}$



- Thermally broadened subgap states => also allows for primary thermometry
 - Symmetric in bias (electron – hole symmetry in superconductor)
 - Insensitive to ext. magnetic field (unlike quasiparticle current)
 - Reads down to 4mK, the coldest NIS junction !



Summary

- Thermometers are a dime a dozen (gibt es wie Sand am Meer)
→ Pick the right one for your specific application
- Gas thermometer / He vapour pressure: Calibration, national institutes (cumbersome, limited T-range, not useful for us)
- Platinum (doped Ge) limited T-range
- Oxide compounds: RuO₂ (Cernox) our standard MC chamber thermometer. Easy use, down to mK, not sensitive to ext. B-field
- Fixed point device: useful to check calibration of other thermometer
- CMN thermometer: Easy use, down to mK
- Noise thermometer: Need squid, shielding → difficult, but down to μK
- On chip (samples): GaAs quantum dot, CBT, NIS (fermi distribution). CBT easy to use